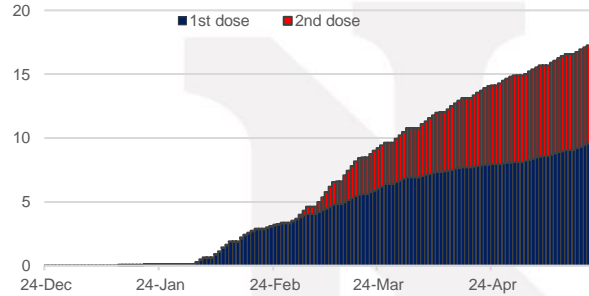


May 24<sup>th</sup>, 2021

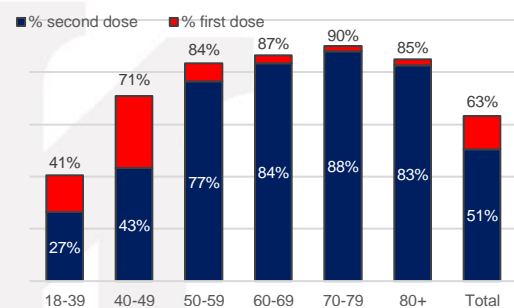
## An Update on COVID-19 in Chile

More than 17 million vaccines have been administered; 51% of the target population has received the 2<sup>nd</sup> dose.

**Cumulative Administered Vaccines**  
Millions



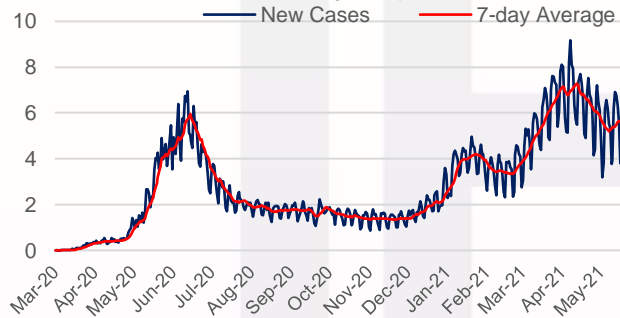
**Administered Doses per Age Group**  
Percent of Target Population



After peaking slightly above 9,000 cases per day in April-21, COVID-19 cases have declined for several weeks, averaging roughly 6,000 cases per day. Test positivity rate has edged around 9%.

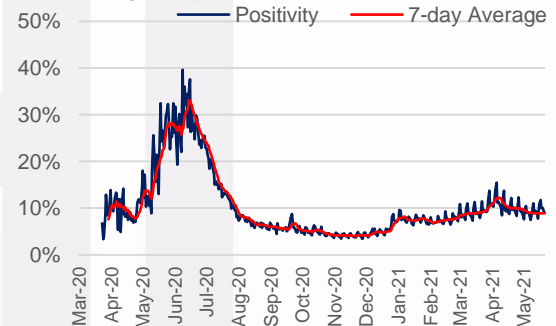
**COVID-19 Cases in Chile**

People (thousands), Data through May 23<sup>th</sup>.



**PCR Test Positivity Rate**

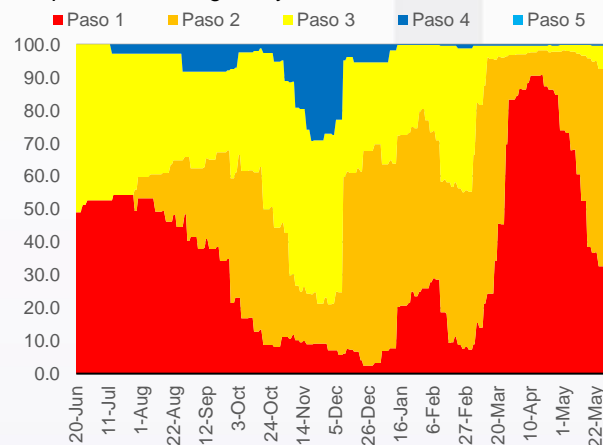
Data through May 23<sup>th</sup>.



Although mobility restrictions have eased in recent weeks, roughly 40% of the population is still under lockdown (Paso 1, area in red). Mobility has increased at the margin, yet remains well below March-21 levels.

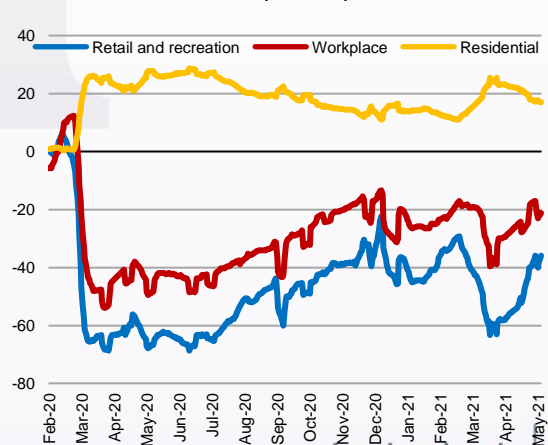
**Share of Population per Phase**

People, Data through May 24<sup>th</sup>.



**Nationwide Mobility**

Percent deviation with respect to pre-Covid levels



[www.hacienda.cl](http://www.hacienda.cl)

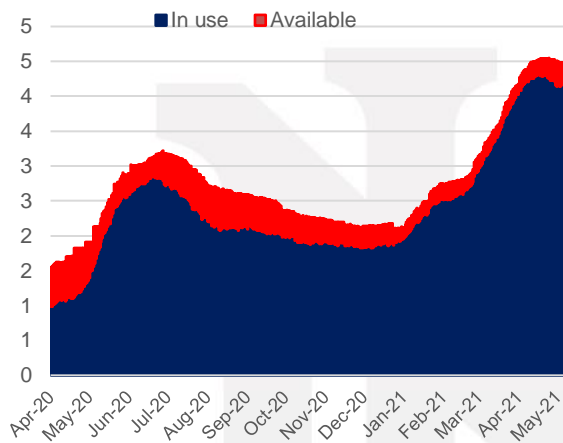
Authorized for public distribution

May 24<sup>th</sup>, 2021

The health sector has been able to accommodate the rise in cases since March-21. While bed capacity remains strained, availability has increased at the margin.

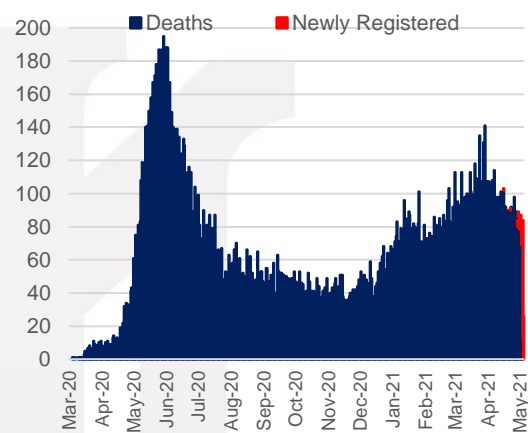
**Critical beds**

Thousands, Data through May 23<sup>th</sup>.



**COVID-19 related Deaths**

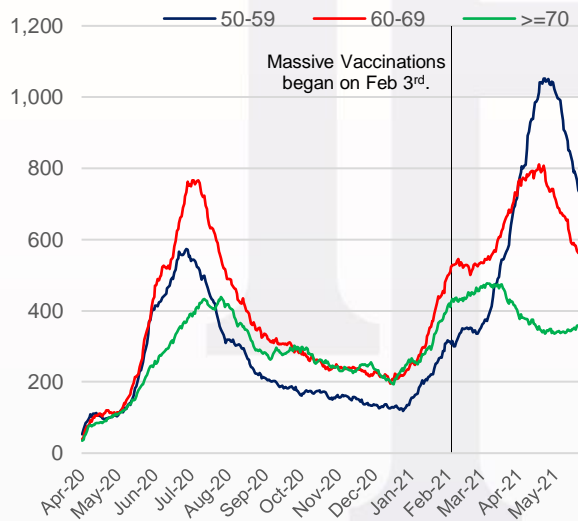
People, Data through May 20<sup>th</sup>.



The average age of ICU patients has steadily declined.

**ICU patients by Age Group in Chile**

People, Data through May 23<sup>th</sup>.



Source: Ministry of Health

**Average Age of ICU patients in Chile**

Age, data through May 23<sup>th</sup>.



Source: Ministry of Science