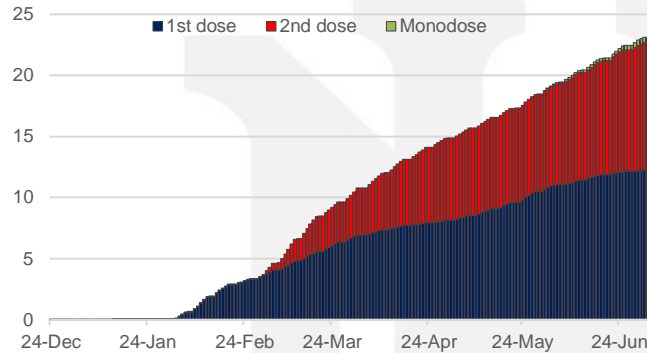


July 5<sup>th</sup>, 2021

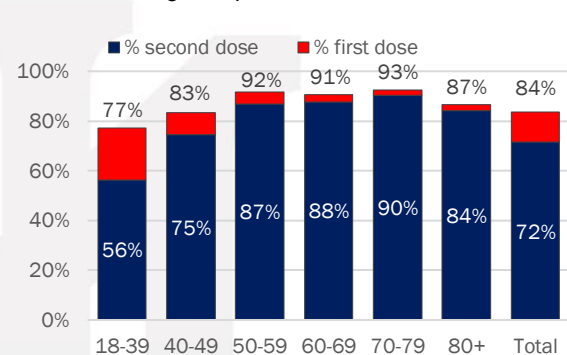
## An Update on COVID-19 in Chile

More than 23 million vaccines have been administered, with 72% of the target population completing the process.

**Cumulative Administered Vaccines**  
Millions

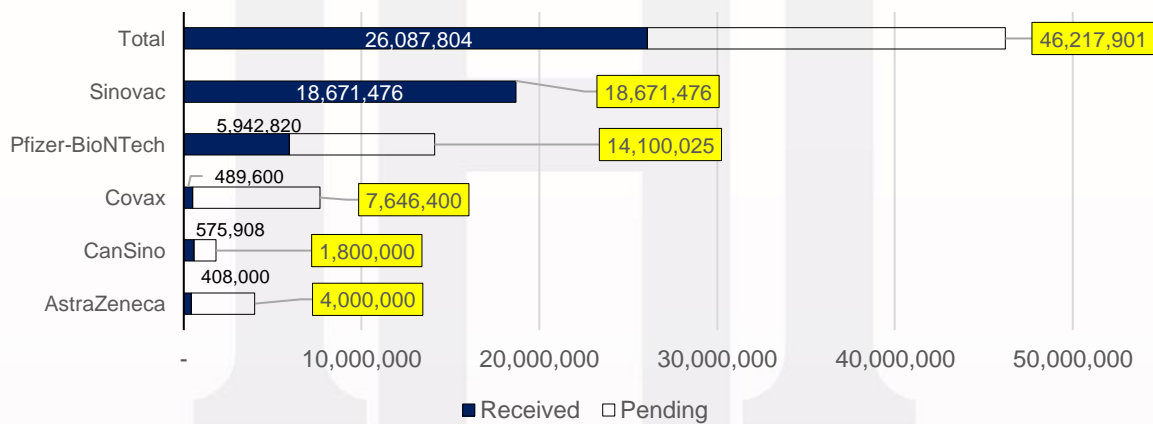


**Administered Doses per Age Group**  
Percent of Target Population



Chile has received more than 26 million vaccines, with supply mainly coming from SINOVAC and Pfizer-BioNTech.

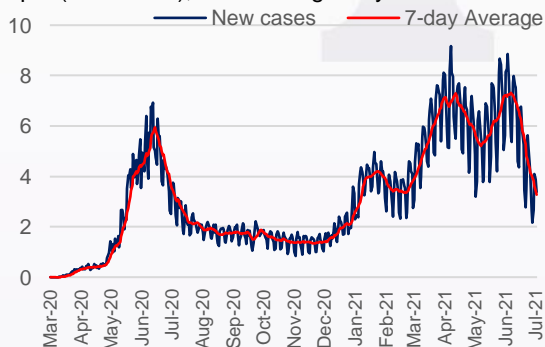
**COVID-19 Vaccine Doses per Supplier: Received & Pending**



Cases have declined further, while PCR test positivity rate continues to fall towards 6%.

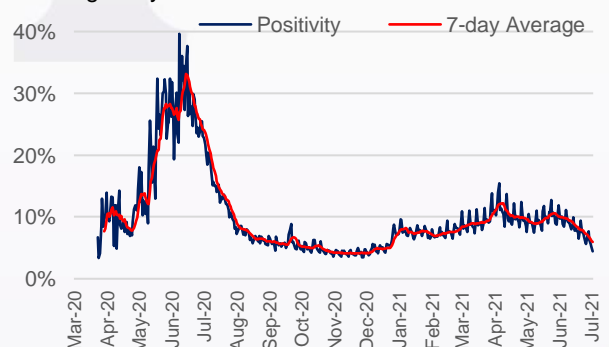
**COVID-19 Cases in Chile**

People (thousands), Data through July 4<sup>th</sup>.



**PCR Test Positivity Rate**

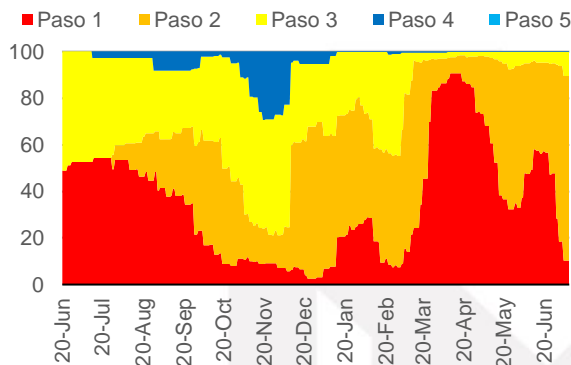
Data through July 4<sup>th</sup>.



July 5<sup>th</sup>, 2021

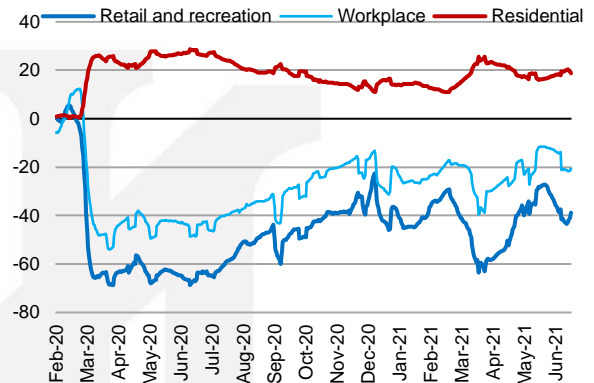
The fall in cases continues to support a gradual relaxation of mobility restricting measures; as of July 4<sup>th</sup>, 2021, roughly 18.4% of the nation's population will be in lockdown, down from above 50% a month ago.

**Share of Population per Phase**  
People, Data through June 27<sup>th</sup>.



**Nationwide Mobility**

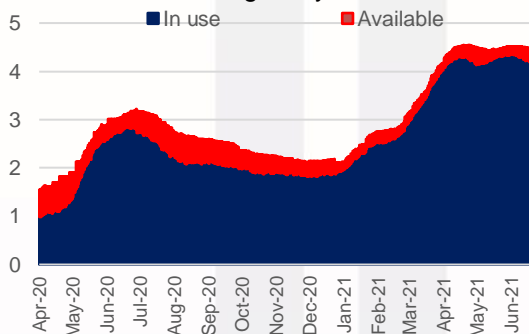
Percent deviation with respect to pre-Covid levels



Critical bed capacity has increased this year, yet availability remains stressed.

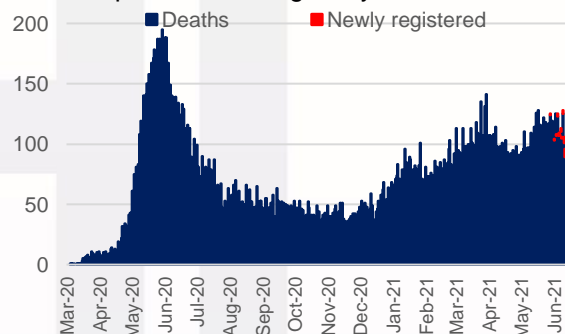
**Critical beds**

Thousands, Data through July 4<sup>th</sup>.



**COVID-19 related Deaths**

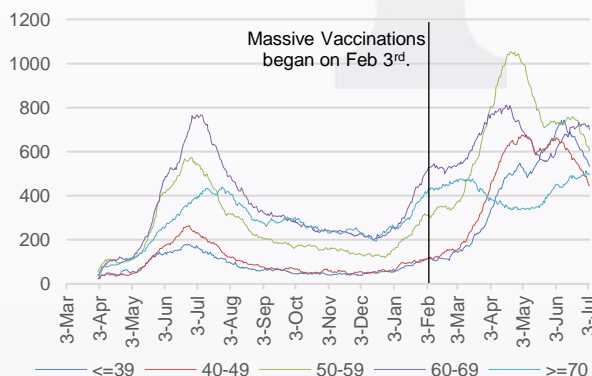
People, Data through July 1<sup>st</sup>.



ICU patients have risen in the +60 years groups, and have fallen in those below 60 years. As a result, the average age of ICU patients has increased in recent weeks.

**ICU patients by Age Group in Chile**

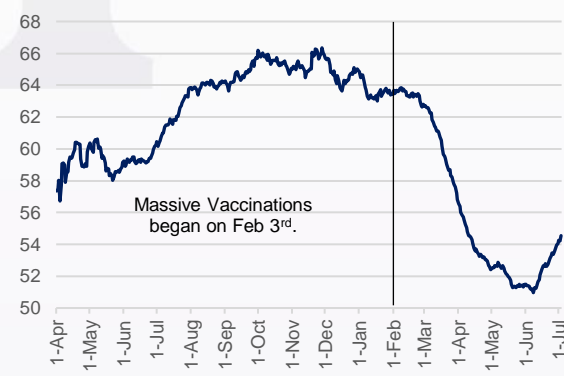
People, Data through July 4<sup>th</sup>.



Source: Ministry of Health

**Average Age of ICU patients in Chile**

Age, data through July 4<sup>th</sup>.



Source: Ministry of Science