

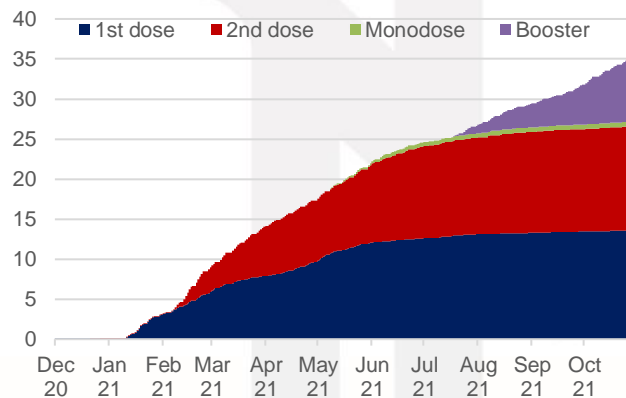
November 23<sup>rd</sup>, 2021

## An Update on COVID-19 in Chile

More than 35.3 million vaccines have been administered, with 91% of the target population completing the process. Chile stands out for being the 2<sup>nd</sup> country with the largest share of population vaccinated with booster doses, reaching 41 per 100 inhabitants. In total, 7.9 million booster doses have been administered.

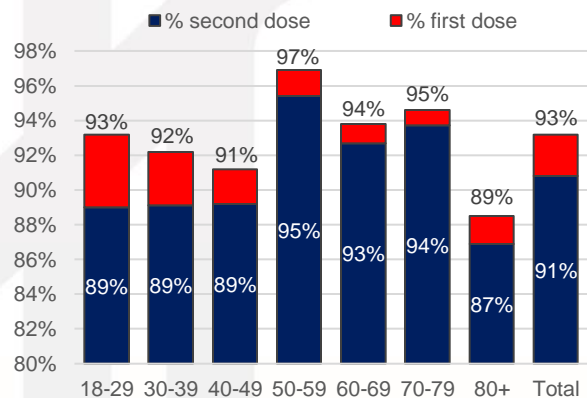
### Cumulative Administered Vaccines

Million



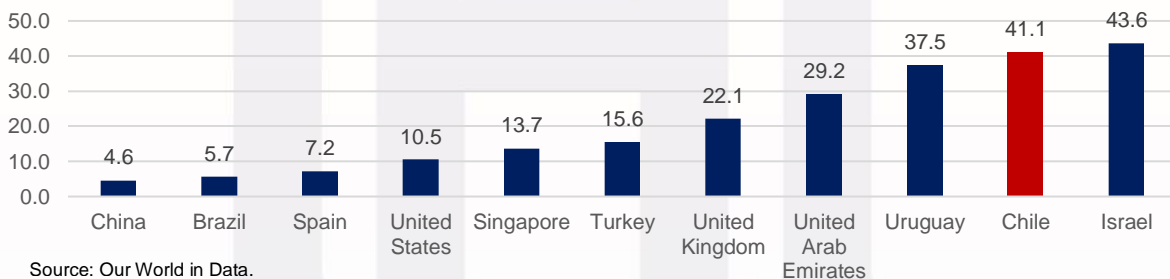
### Administered Doses per Age Group

Percent of Target Population



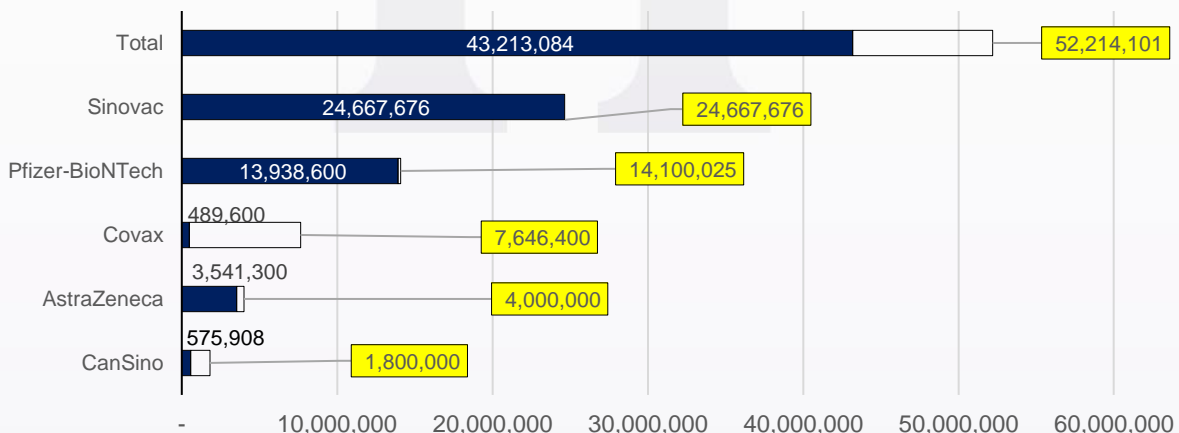
### Booster Doses Administered

Percent of Total Population, as of November 22, 2021.



Chile has received more than 43.2 million vaccines, mostly from SINOVAC and Pfizer-BioNTech.

### COVID-19 Vaccine Doses per Supplier: Received & Pending



www.hacienda.cl

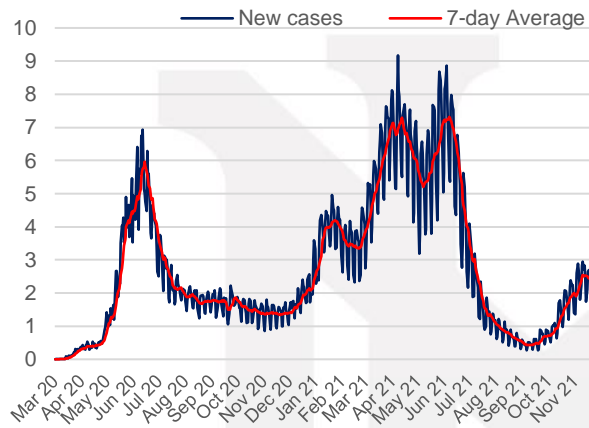
Authorized for public distribution

November 23<sup>rd</sup>, 2021

Cases have slightly increased from last month's record low, while PCR test positivity rate has also increased but holding at moderate levels. In the last week, this trend has started to reverse.

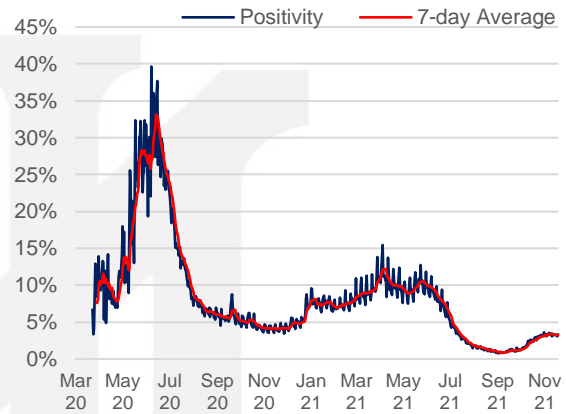
**COVID-19 Cases in Chile**

People (thousands), Data through November 20<sup>th</sup>.



**PCR Test Positivity Rate**

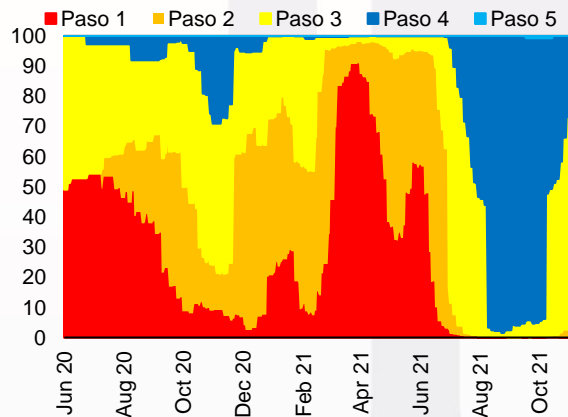
Data through November 20<sup>th</sup>.



From the first of October, the curfew and the quarantine phase no longer apply to the entire national territory. On the other hand, due to the increase in COVID cases, a 30% is in Paso 4 (Step 4).

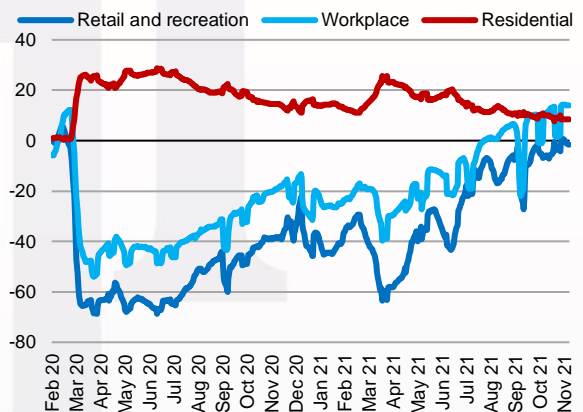
**Share of Population per Phase**

People, Data through November 21<sup>st</sup>



**Nationwide Mobility**

Percent deviation with respect to pre-Covid levels

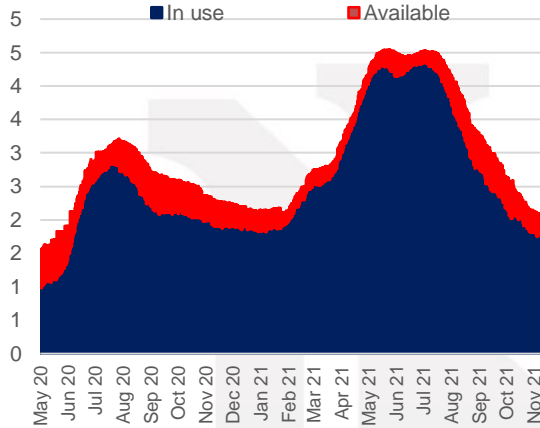


November 23<sup>rd</sup>, 2021

ICU patients have slightly increased, critical bed capacity has moderated.

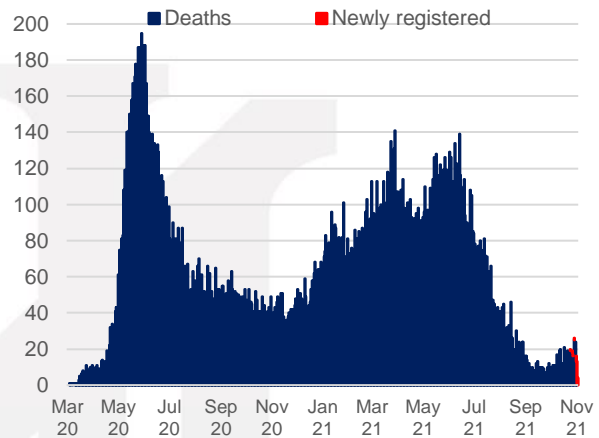
**Critical beds**

Thousands, Data through November 21<sup>st</sup>.



**COVID-19 related Deaths**

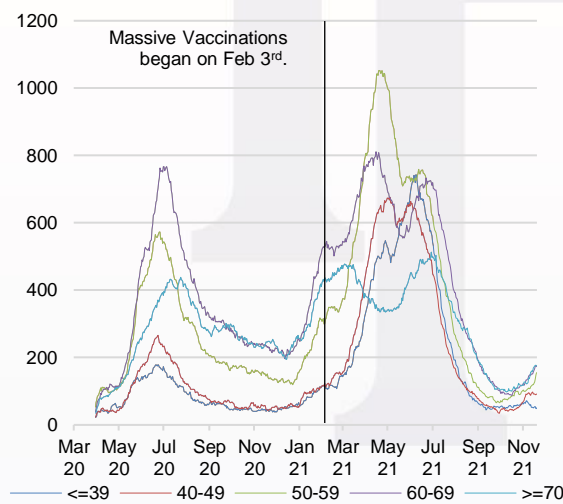
People, Data through November 18<sup>th</sup>.



ICU patients have slightly increased over the last week in 40+ age groups. The average age of ICU patients has maintained stable.

**ICU patients by Age Group in Chile**

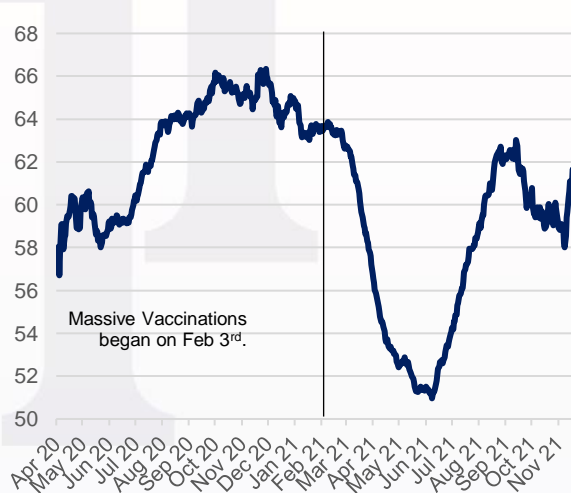
People, Data through November 21<sup>st</sup>.



Source: Ministry of Health

**Average Age of ICU patients in Chile**

Age, data through November 21<sup>st</sup>.



Source: Ministry of Science