

July 12th, 2021

An Update on COVID-19 in Chile

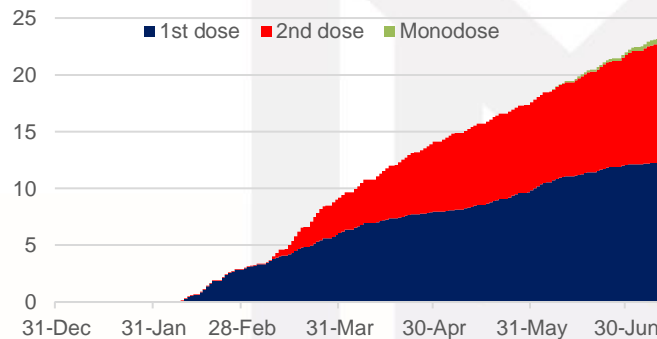
Updates to the *Paso a Paso* Plan

Considering that more than 13 million people have been vaccinated with at least one dose, the Government recently announced adjustments to its "Paso a Paso nos Cuidamos" plan that have allow for a better balance between meeting sanitary objectives and the effects of mobility restrictions on daily life. The main change considers fewer mobility restrictions for those that have been fully vaccinated, and greater flexibility on curfews, among others. In addition, schools may open during lockdowns. These changes will take effect on Thursday July 15th. population completing the process. 2nd dose.

More than 24 million vaccines have been administered, with 74% of the target population completing the process.

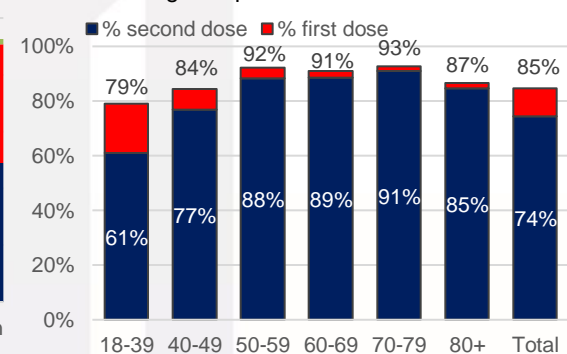
Cumulative Administered Vaccines

Millions



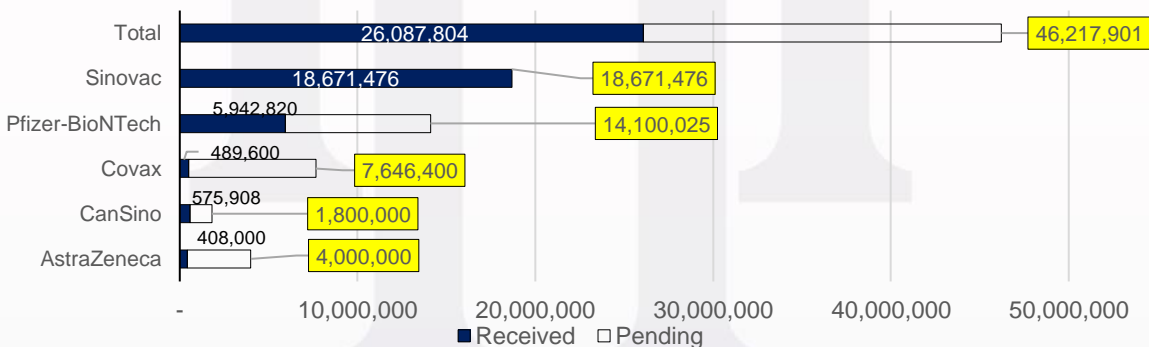
Administered Doses per Age Group

Percent of Target Population



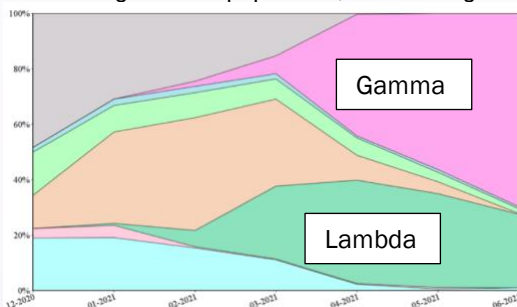
Chile has received more than 26 million vaccines, mostly from SINOVAC and Pfizer-BioNTech.

COVID-19 Vaccine Doses per Supplier: Received & Pending



Evolution of COVID Variants in Chile

Percentage of total population, Data through June 25th.



Source: Instituto de Salud Pública.

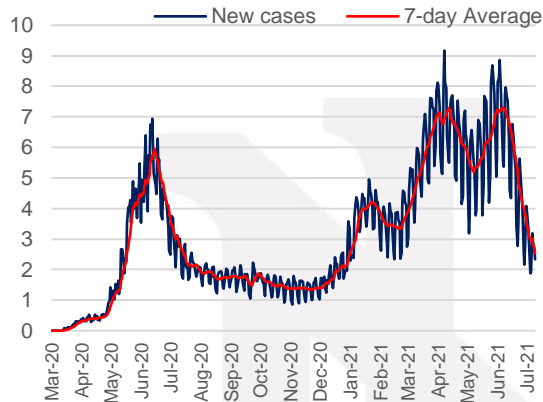
According to the Ministry of Health, the Gamma variant was the main variant in Chile by the end of June 2021. A few cases of the Delta variant have been detected in the country, with patients being monitored under the respective sanitary protocols.

July 12th, 2021

Cases have declined further, while the PCR test positivity rate continues to fall towards 4%.

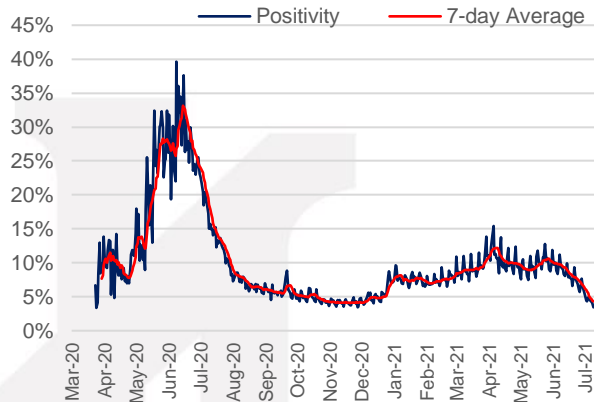
COVID-19 Cases in Chile

People (thousands), Data through July 11th.



PCR Test Positivity Rate

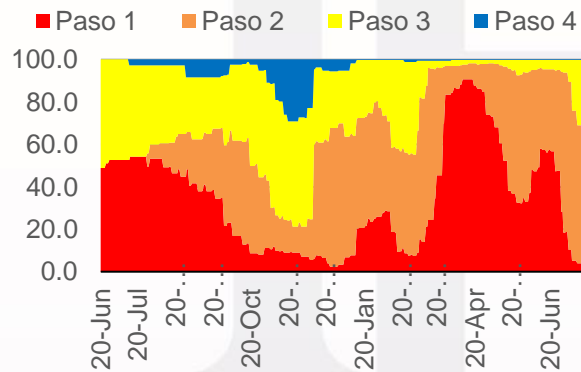
Data through July 11th.



The fall in cases continues to support a gradual relaxation of mobility restricting measures; as of July 8th, 2021, roughly 3.9% of the nation's population will be in lockdown, down from above 50% a month ago.

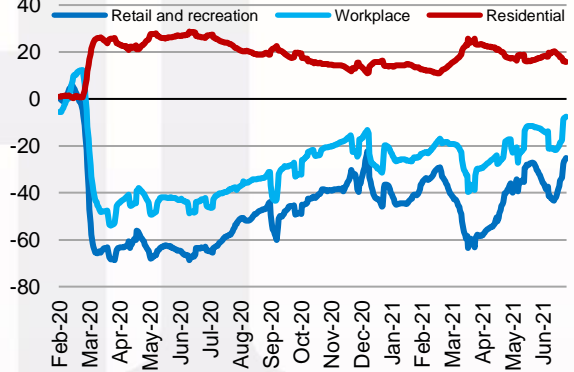
Share of Population per Phase

People, Data through July 8th.



Nationwide Mobility

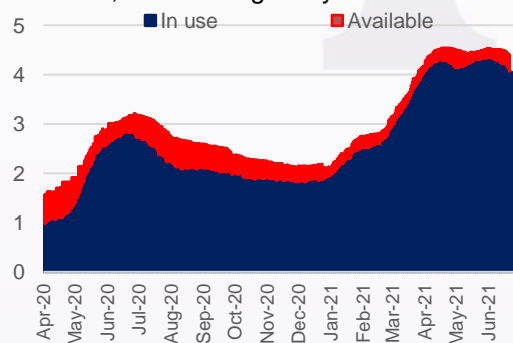
Percent deviation with respect to pre-Covid levels



Critical bed capacity has increased this year, yet availability remains stressed.

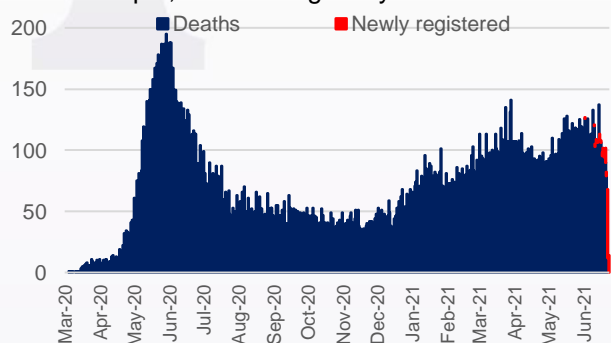
Critical beds

Thousands, Data through July 11th.



COVID-19 related Deaths

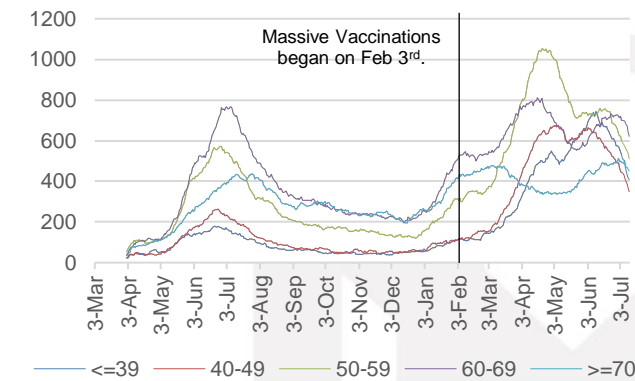
People, Data through July 8th.



July 12th, 2021

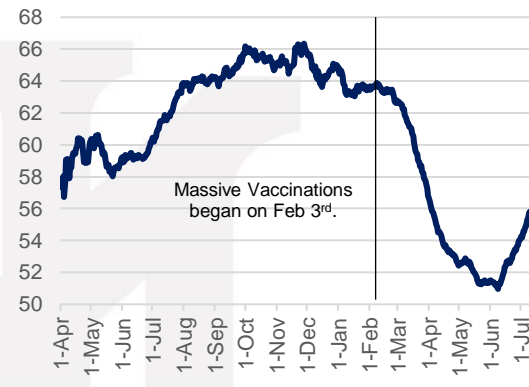
ICU patients have declined over the last week across age groups. The average age of ICU patients continues to increase.

ICU patients by Age Group in Chile
People, Data through July 11th.



Source: Ministry of Health

Average Age of ICU patients in Chile
Age, data through July 11th.



Source: Ministry of Science