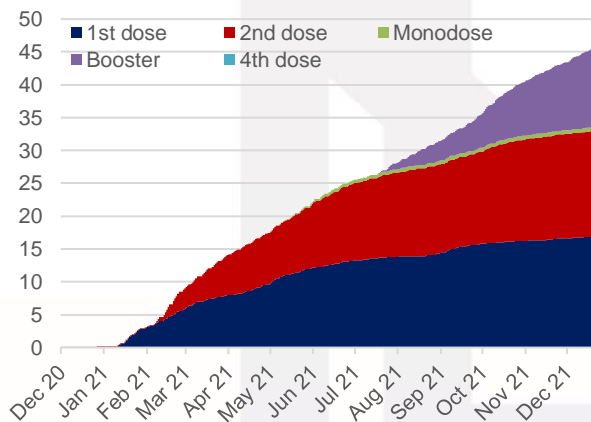


January 17th, 2022

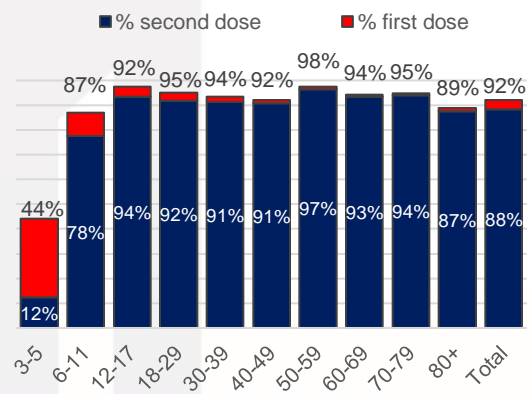
An Update on COVID-19 in Chile

More than 45.6 million vaccines have been administered, with 88.2% of the target population completing the process (71.3% in the population under 18 years and 92.4% in the population over 18 years). Chile stands out for being the country with the largest share of population vaccinated with booster doses, reaching 62 per 100 inhabitants. In total, 11.9 million booster doses have been administered. This week Chile has begun the 4th dose vaccination process, starting with the immunocompromised population.

Cumulative Administered Vaccines
Million

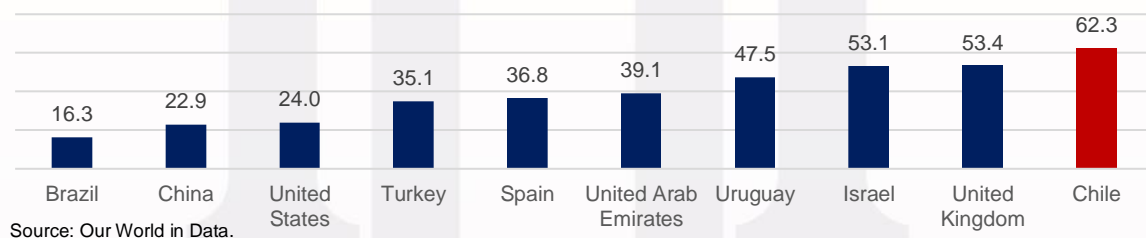


Administered Doses per Age Group
Percent of Target Population



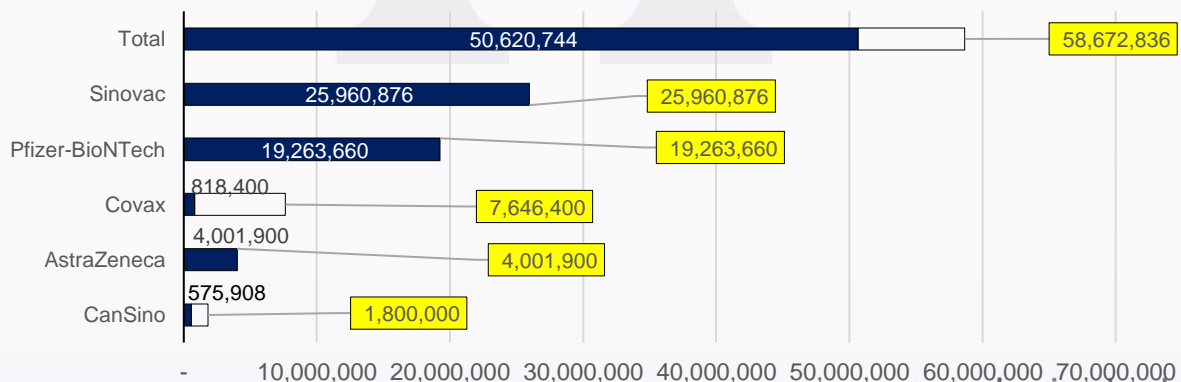
Booster Doses Administered

Percent of Total Population, as of January 17, 2022.



Chile has received more than 50.6 million vaccines, mostly from SINOVAC and Pfizer-BioNTech.

COVID-19 Vaccine Doses per Supplier: Received & Pending



www.hacienda.cl

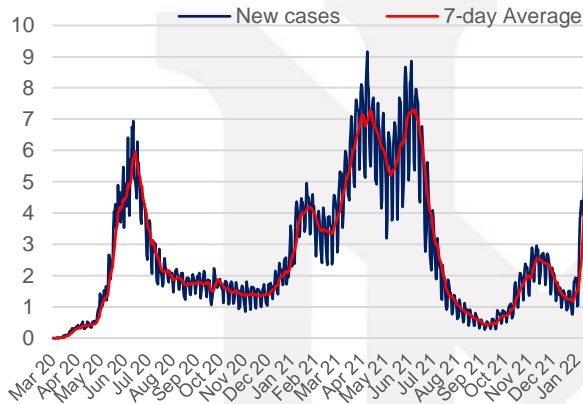
Authorized for public distribution

January 17th, 2022

During last weeks cases have been increasing as well PCR test positivity rates. Although both indicators have increased strongly, ICU occupancy levels, deaths and hospital capacity remain at moderate levels.

COVID-19 Cases in Chile

People (thousands), Data through January 16th.



PCR Test Positivity Rate

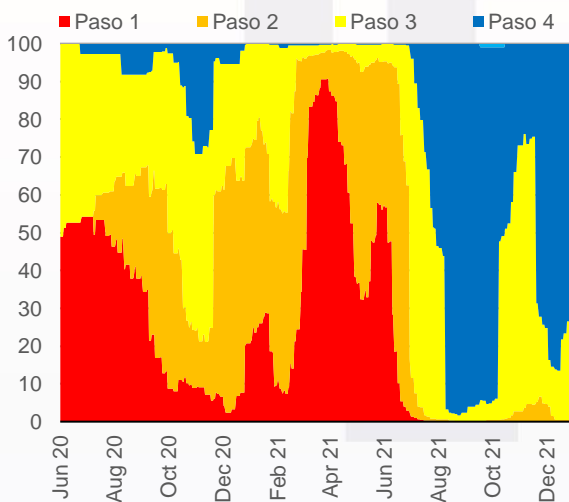
Data through January 16th.



Currently, 71% of the national population is in Paso 4 (Step 4), with more than 5 regions reaching a 90% of its population in Paso 4 or Paso 5.

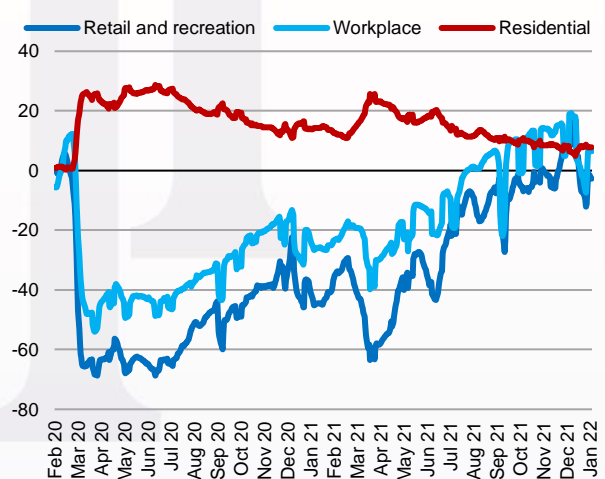
Share of Population per Phase

People, Data through January 16th



Nationwide Mobility

Percent deviation with respect to pre-Covid levels

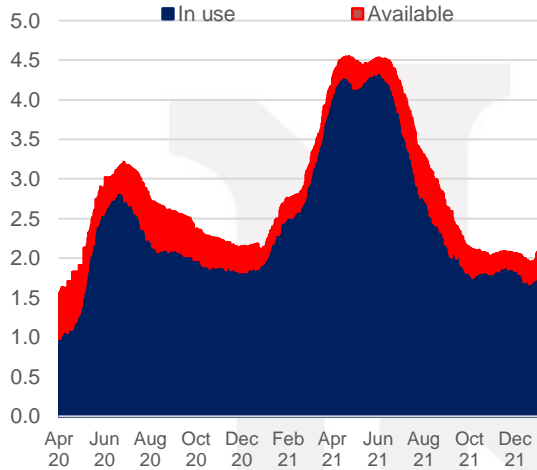


January 17th, 2022

ICU patients have slightly increased, critical bed capacity has moderated.

Critical beds

Thousands, Data through January 13th.



COVID-19 related Deaths

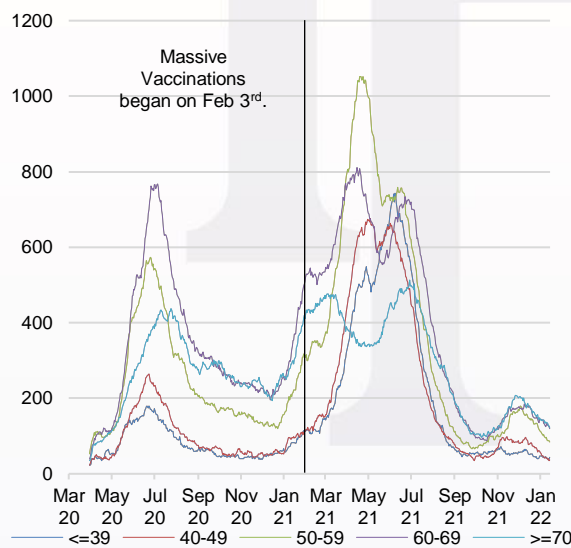
People, Data through January 13th.



ICU patients have maintained during the last week in all age groups. The average age of ICU patients has stabilized.

ICU patients by Age Group in Chile

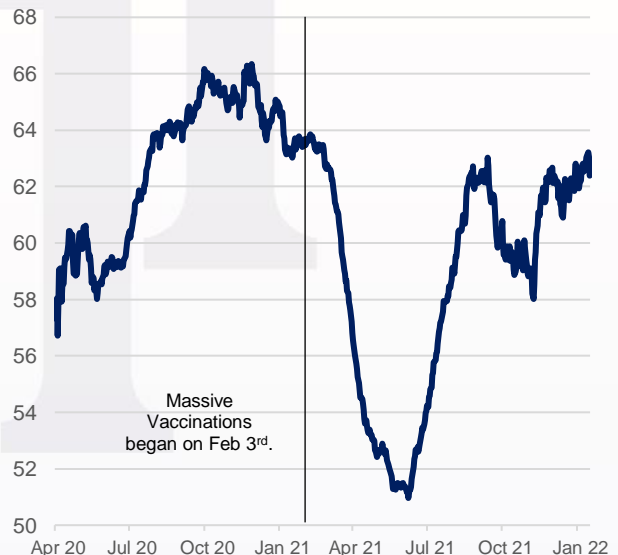
People, Data through January 16th.



Source: Ministry of Health

Average Age of ICU patients in Chile

Age, data through January 16th.



Source: Ministry of Science