

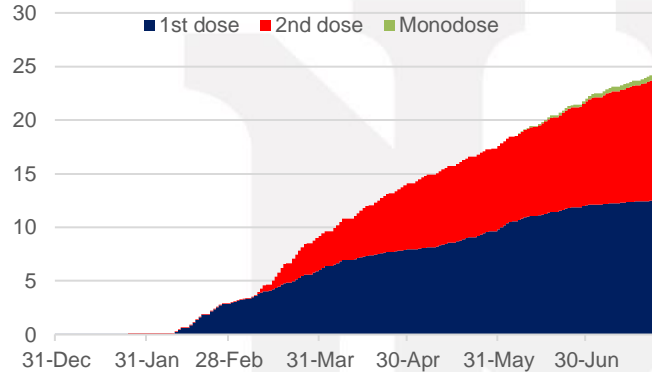
August 2nd, 2021

An Update on COVID-19 in Chile

More than 25 million vaccines have been administered, with 80% of the target population completing the process.

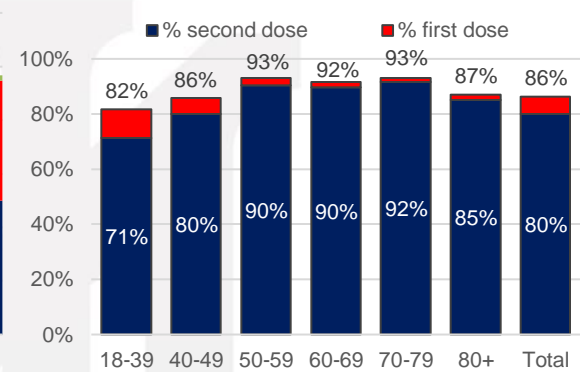
Cumulative Administered Vaccines

Millions



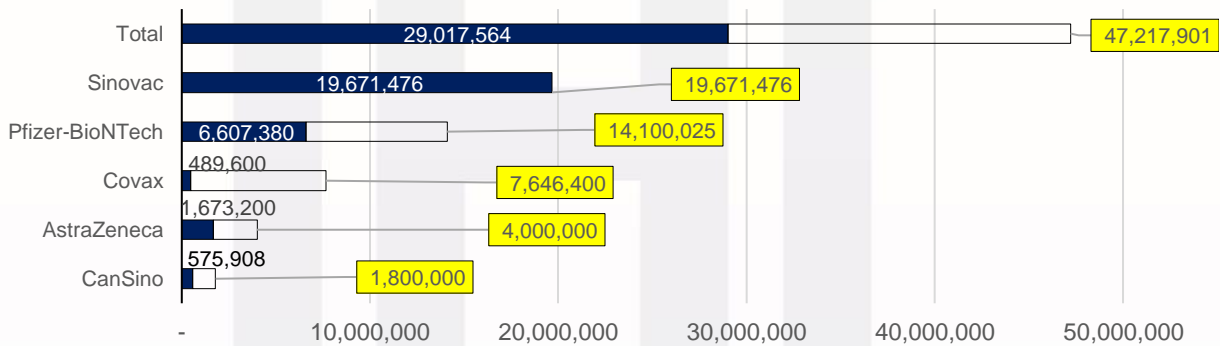
Administered Doses per Age Group

Percent of Target Population



Chile has received more than 28 million vaccines, mostly from SINOVAC and Pfizer-BioNTech.

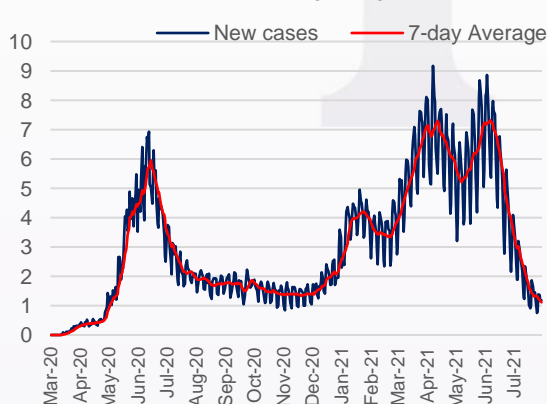
COVID-19 Vaccine Doses per Supplier: Received & Pending



Cases have reached their lowest level since last year, while PCR test positivity rate continues to decline.

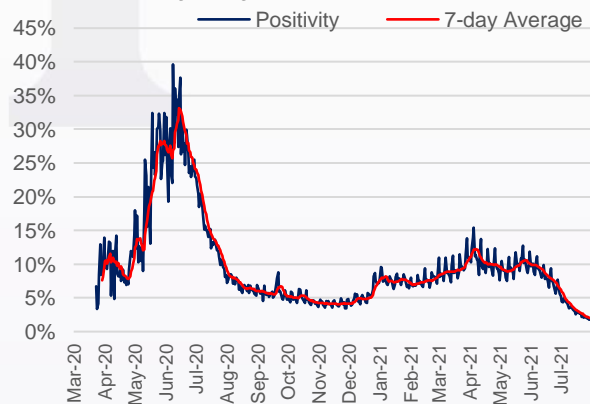
COVID-19 Cases in Chile

People (thousands), Data through August 1st.



PCR Test Positivity Rate

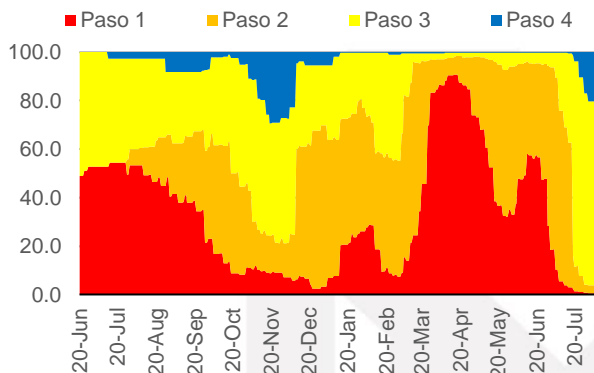
Data through August 1st.



August 2nd, 2021

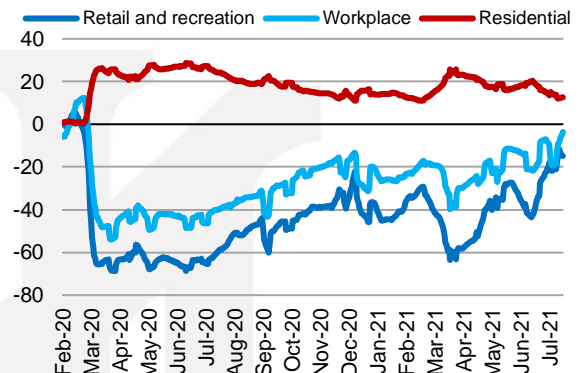
The fall in cases continues to support a gradual relaxation of mobility restricting measures; as of August 2nd, 2021, only 0.4% of the nation's population will be in lockdown, down from above 50% a month ago.

Share of Population per Phase
People, Data through August 2nd.



Nationwide Mobility

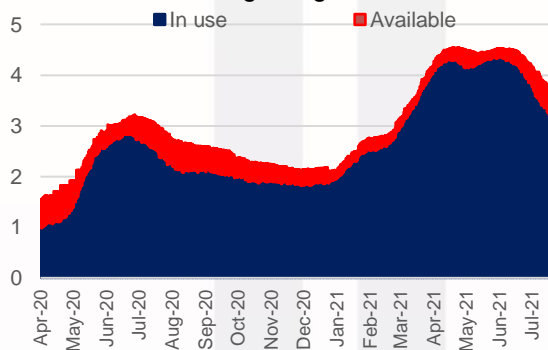
Percent deviation with respect to pre-Covid levels



With fewer ICU patients and cases falling, critical bed capacity has moderated.

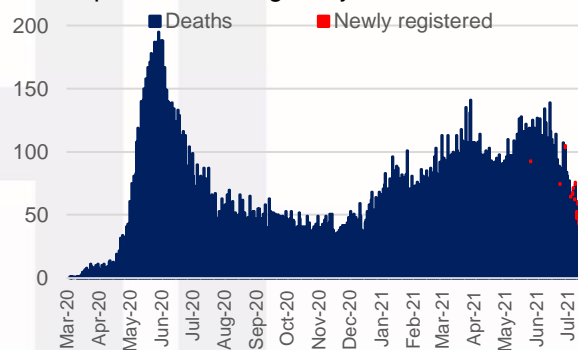
Critical beds

Thousands, Data through August 1st.



COVID-19 related Deaths

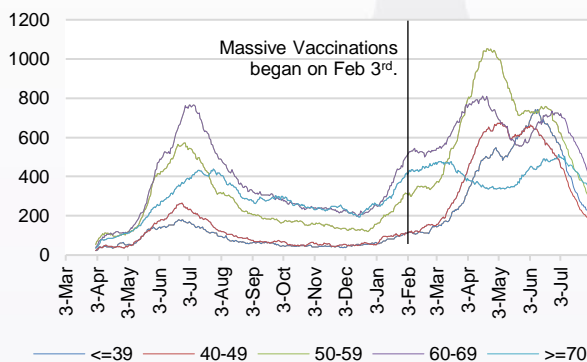
People, Data through July 29th.



ICU patients have declined significantly over the last week across age groups. The average age of ICU patients continues to gradually increase.

ICU patients by Age Group in Chile

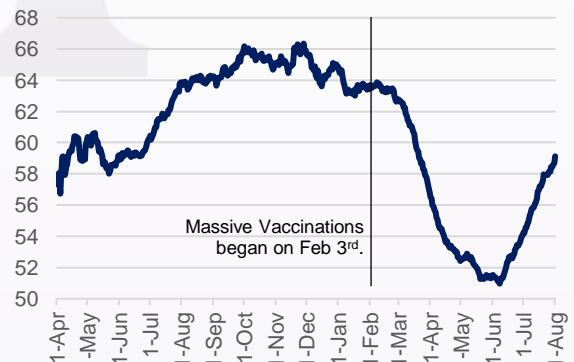
People, Data through August 1st.



Source: Ministry of Health

Average Age of ICU patients in Chile

Age, data through August 1st.



Source: Ministry of Science

www.hacienda.cl

Authorized for public distribution