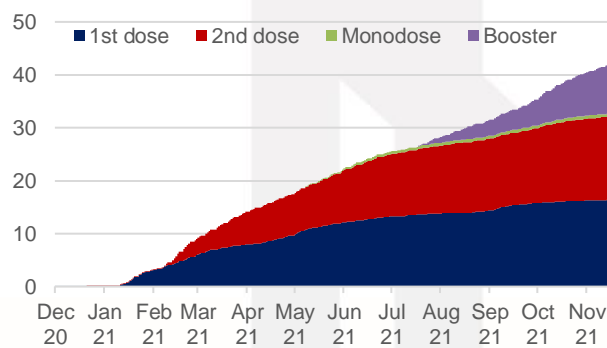


December 13th, 2021

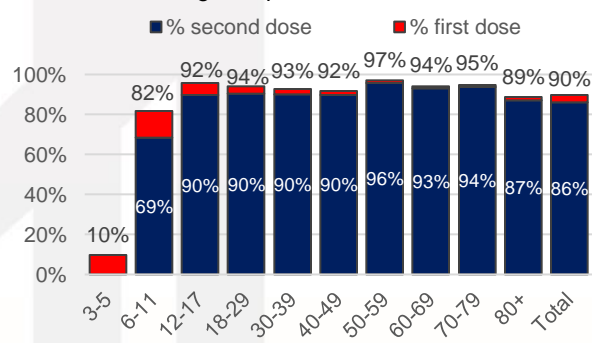
An Update on COVID-19 in Chile

This newsletter extends the report to the minor population, according to the vaccination age allowed by the Ministry of Health, from 3 years onwards. More than 42.2 million vaccines have been administered, with 86% of the target population completing the process (63.8% in minor population and 91.5% in the population over 18 years). Chile stands out for being the country with the largest share of population vaccinated with booster doses, reaching 47 per 100 inhabitants. In total, 9.5 million booster doses have been administered.

Cumulative Administered Vaccines
Million

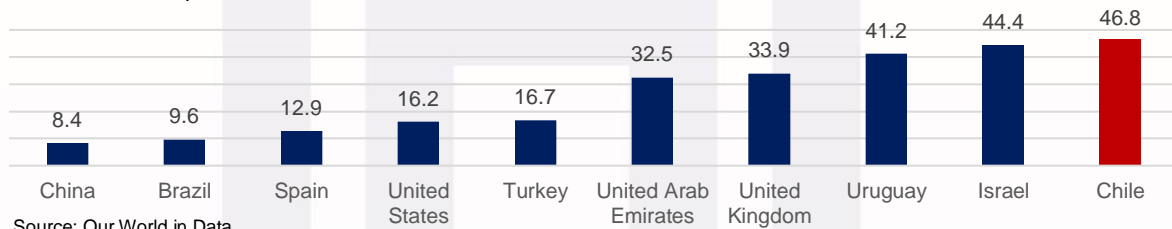


Administered Doses per Age Group
Percent of Target Population



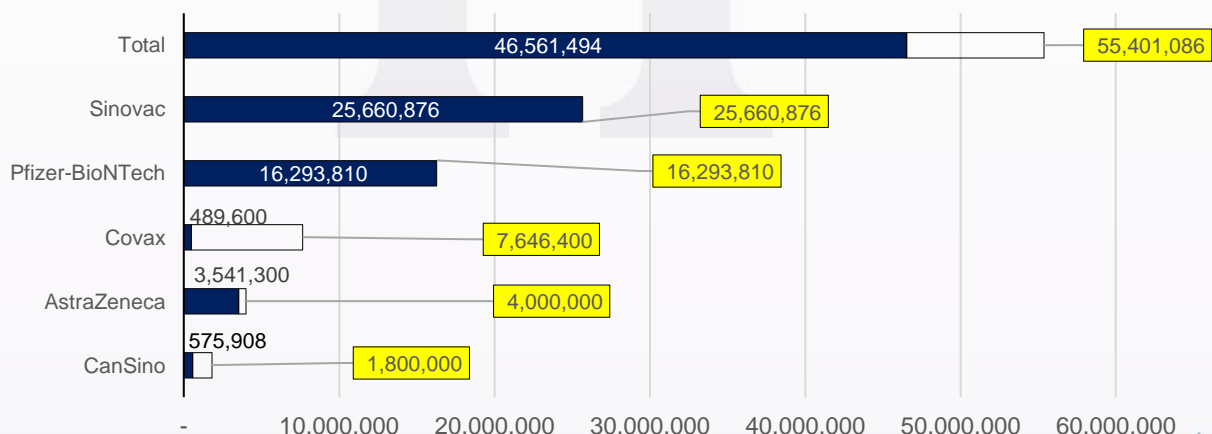
Booster Doses Administered

Percent of Total Population, as of December 13, 2021.



Chile has received more than 46.6 million vaccines, mostly from SINOVAC and Pfizer-BioNTech.

COVID-19 Vaccine Doses per Supplier: Received & Pending

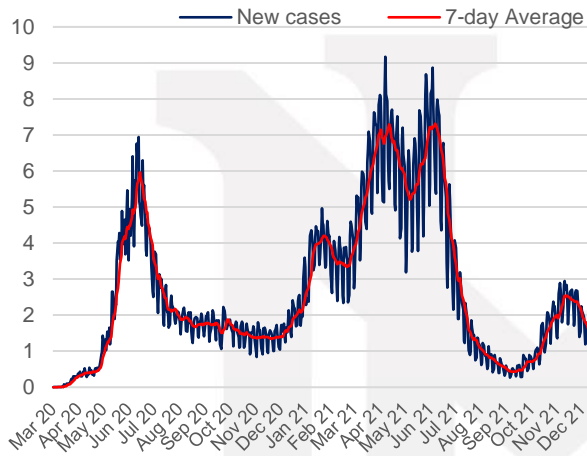


December 13th, 2021

During last weeks cases have been decreasing as well PCR test positivity rates, maintaining both indicators at moderate levels.

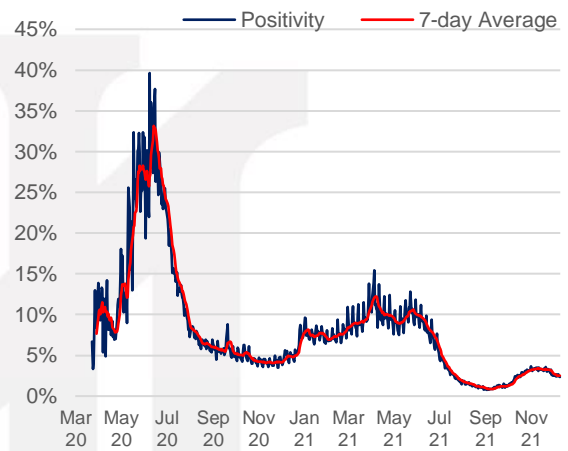
COVID-19 Cases in Chile

People (thousands), Data through December 12th.



PCR Test Positivity Rate

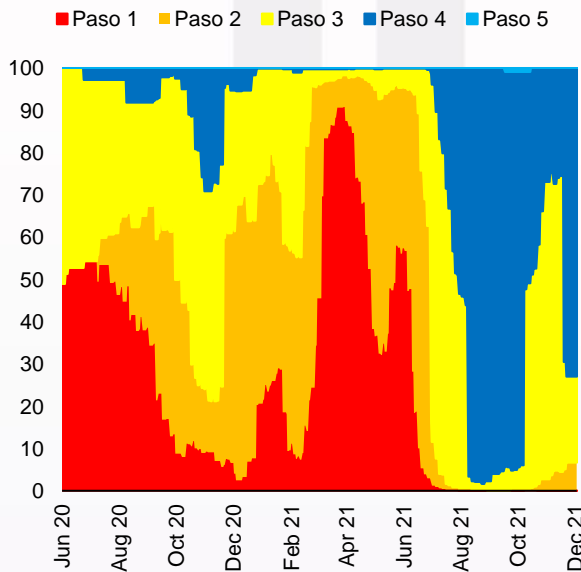
Data through December 12th.



From the first of October, the curfew and the quarantine phase no longer apply to the entire national territory. Due to the sustained fall in infections in recent weeks, on December 6 the step forward of the entire metropolitan region was announced. Thus 73% of the national population is currently in Paso 4.(Step 4)

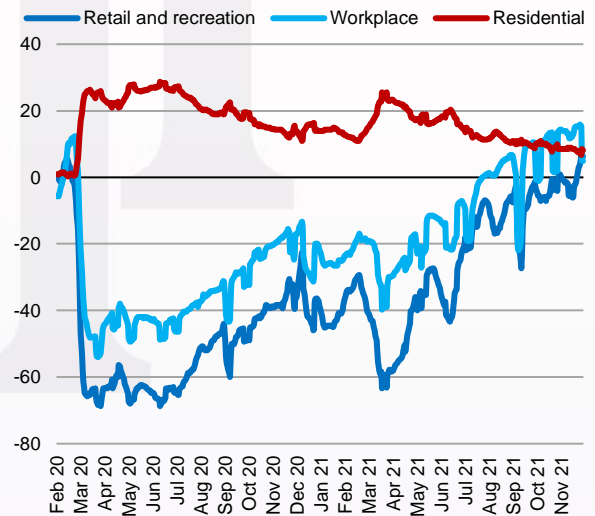
Share of Population per Phase

People, Data through December 13th



Nationwide Mobility

Percent deviation with respect to pre-Covid levels

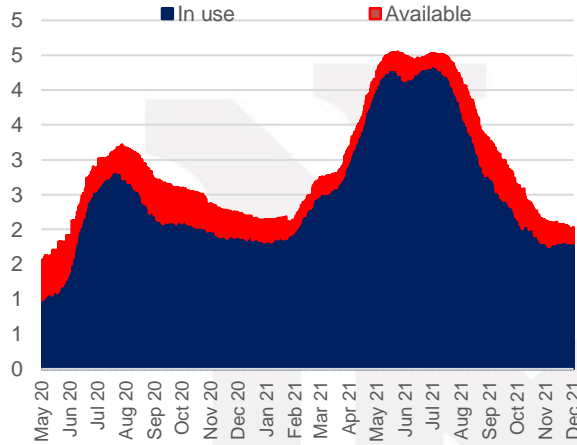


December 13th, 2021

ICU patients have slightly increased, critical bed capacity has moderated.

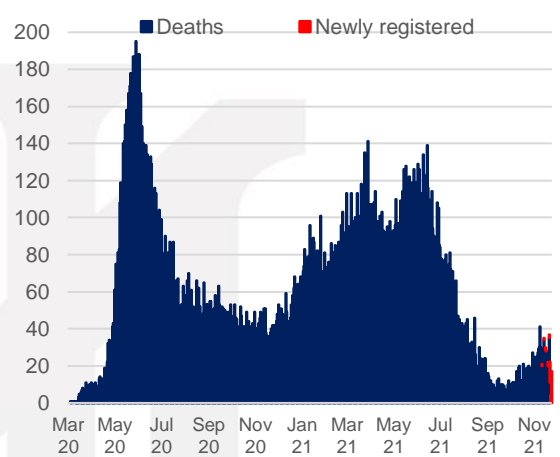
Critical beds

Thousands, Data through December 12th.



COVID-19 related Deaths

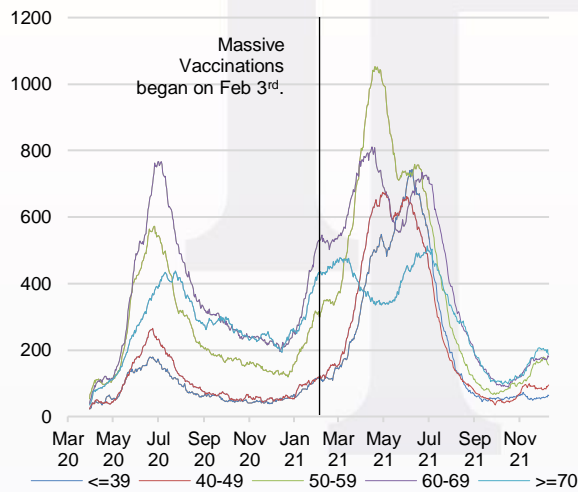
People, Data through December 9th.



ICU patients have slightly increased over the last week in 50+ age groups. The average age of ICU patients has increased.

ICU patients by Age Group in Chile

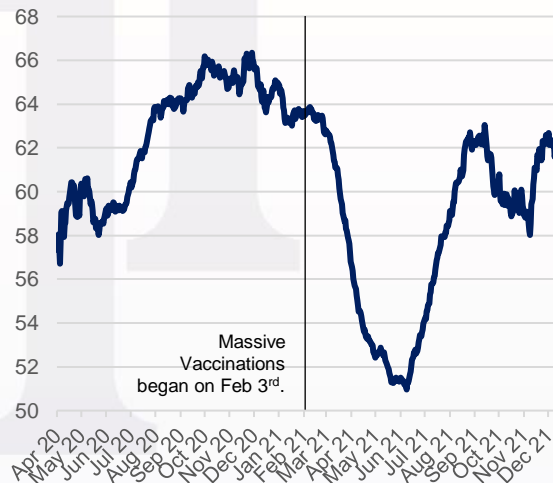
People, Data through December 12th.



Source: Ministry of Health

Average Age of ICU patients in Chile

Age, data through December 12th.



Source: Ministry of Science