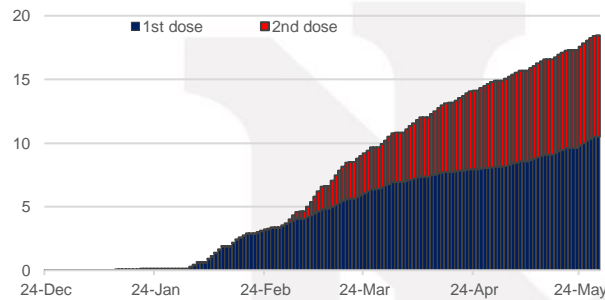


May 31st, 2021

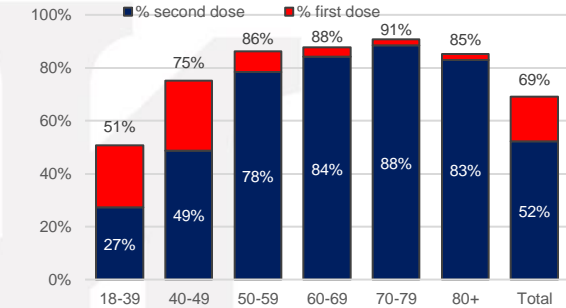
## An Update on COVID-19 in Chile

More than 18 million vaccines have been administered; 52% of the target population has received the 2<sup>nd</sup> dose.

**Cumulative Administered Vaccines**  
Millions

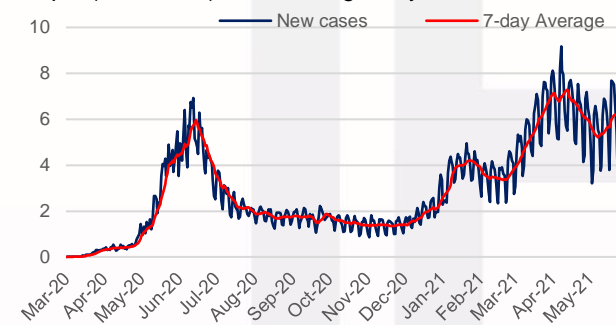


**Administered Doses per Age Group**  
Percent of Target Population

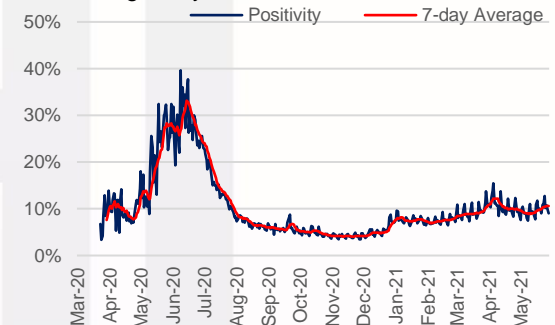


Cases have been rising for the past few days, although they remain well below the daily peak of about 9,000 cases in mid-April-21. PCR test positivity rate remains rangebound slightly below 10%.

**COVID-19 Cases in Chile**  
People (thousands), Data through May 30<sup>th</sup>.

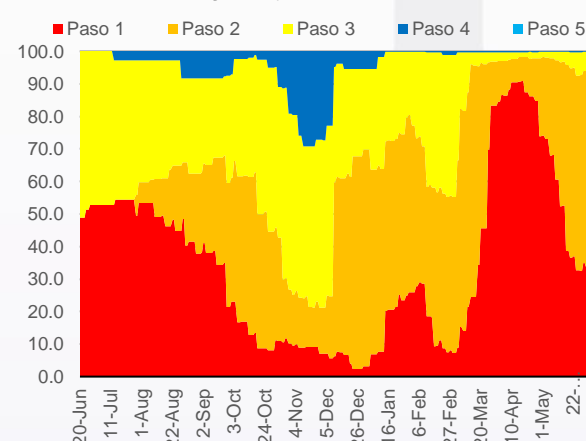


**PCR Test Positivity Rate**  
Data through May 30<sup>th</sup>.

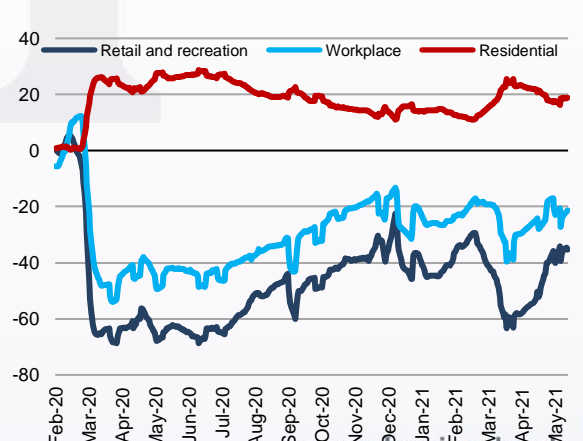


Although mobility restrictions have eased in recent weeks, roughly 30% of the population is still under lockdown (Paso 1, area in red). Mobility has increased at the margin, yet remains well below March-21 levels.

**Share of Population per Phase**  
People, Data through May 24<sup>th</sup>.



**Nationwide Mobility**  
Percent deviation with respect to pre-Covid levels

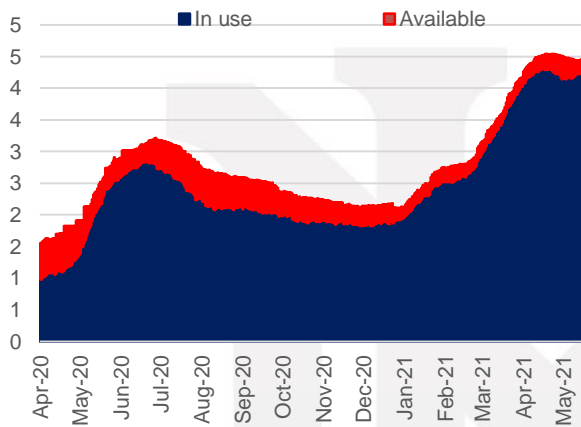


May 31<sup>st</sup>, 2021

The health sector has been able to accommodate the rise in cases since March-21. While bed capacity remains strained, availability has increased at the margin.

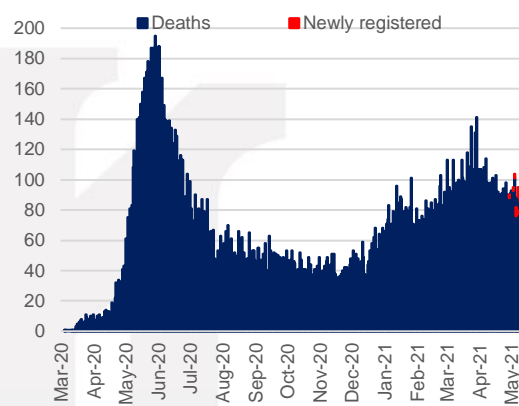
**Critical beds**

Thousands, Data through May 30<sup>th</sup>.



**COVID-19 related Deaths**

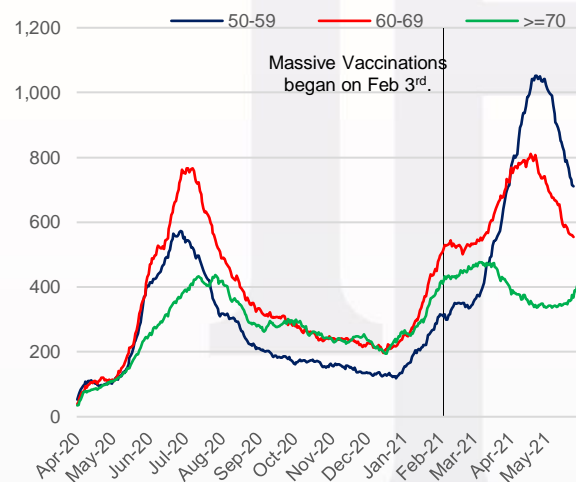
People, Data through May 30<sup>th</sup>.



ICU patients between 50-69 years of age have steadily declined in recent weeks, while the average age of ICU patients continues to fall.

**ICU patients by Age Group in Chile**

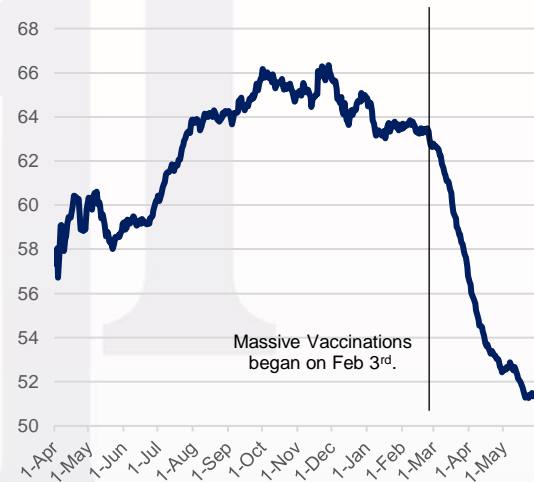
People, Data through May 30<sup>th</sup>.



Source: Ministry of Health

**Average Age of ICU patients in Chile**

Age, data through May 30<sup>th</sup>.



Source: Ministry of Science