

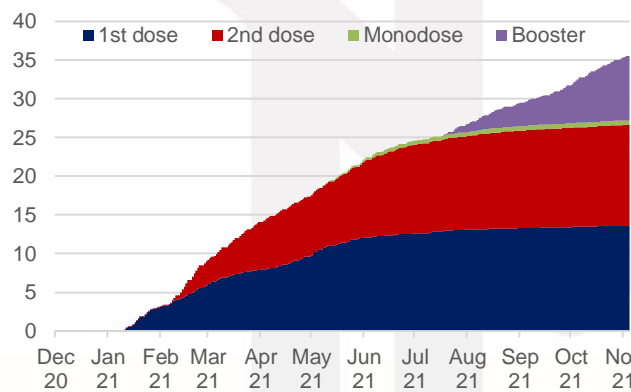
November 29th, 2021

An Update on COVID-19 in Chile

More than 35.8 million vaccines have been administered, with 91% of the target population completing the process. Chile stands out for being the 2nd country with the largest share of population vaccinated with booster doses, reaching 44 per 100 inhabitants. In total, 8.3 million booster doses have been administered.

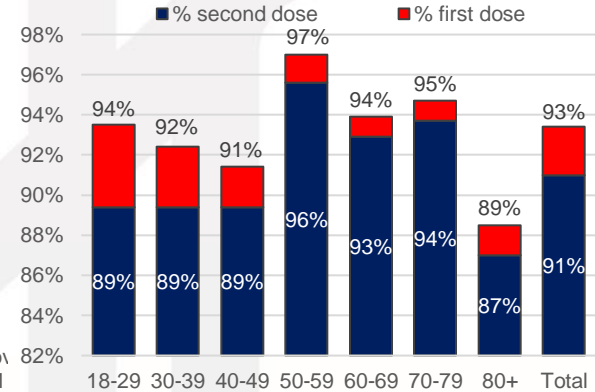
Cumulative Administered Vaccines

Million



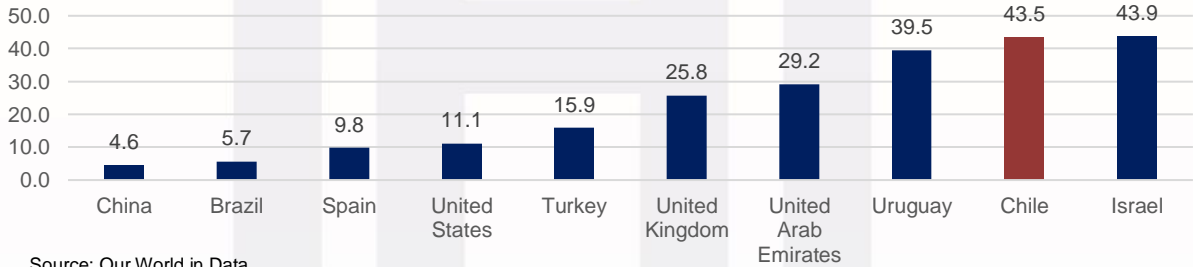
Administered Doses per Age Group

Percent of Target Population



Booster Doses Administered

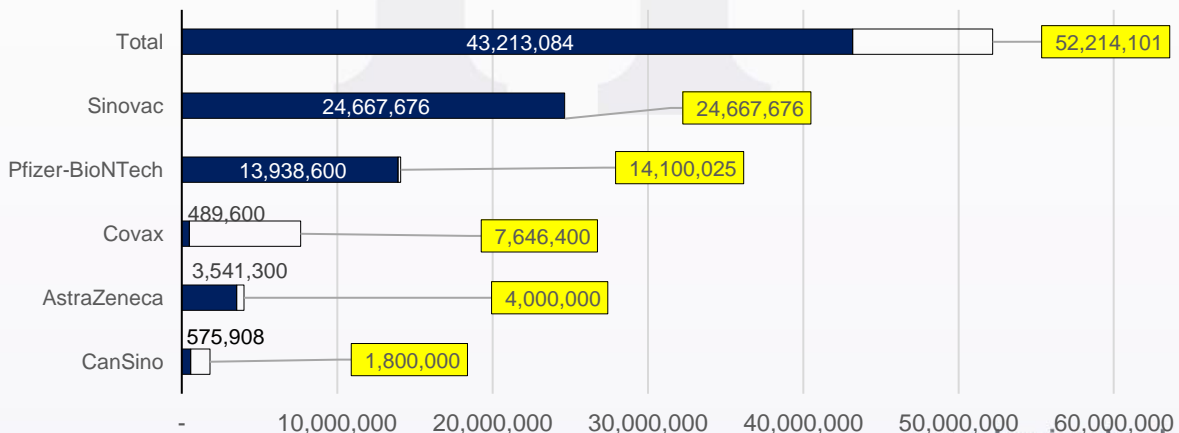
Percent of Total Population, as of November 22, 2021.



Source: Our World in Data.

Chile has received more than 43.2 million vaccines, mostly from SINOVAC and Pfizer-BioNTech.

COVID-19 Vaccine Doses per Supplier: Received & Pending



www.hacienda.cl

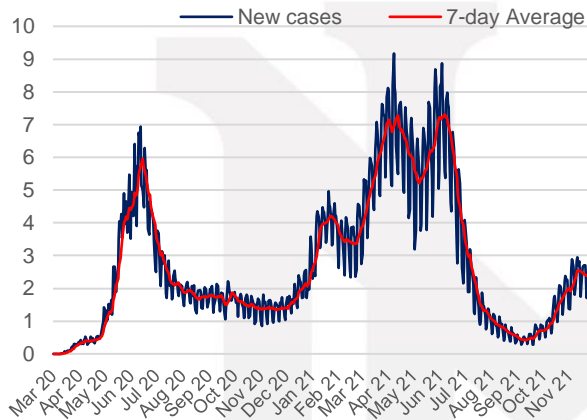
Authorized for public distribution

November 29th, 2021

Cases have slightly increased from last month's record low, while PCR test positivity rate has also increased but holding at moderate levels. In the last week, this trend has started to reverse.

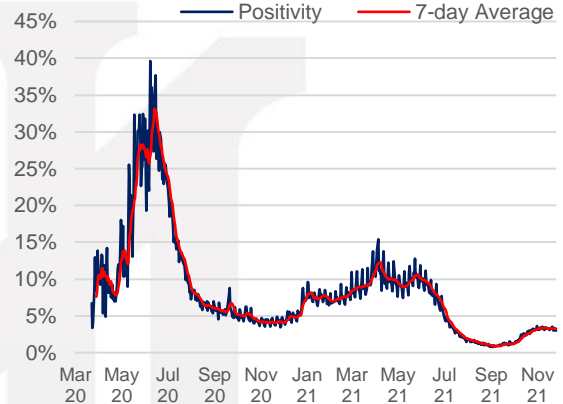
COVID-19 Cases in Chile

People (thousands), Data through November 28th.



PCR Test Positivity Rate

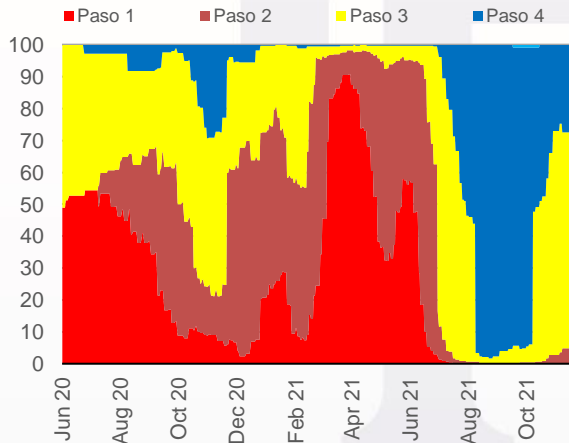
Data through November 28th.



From the first of October, the curfew and the quarantine phase no longer apply to the entire national territory. On the other hand, due to the increase in COVID cases, a 28% is in Paso 4 (Step 4).

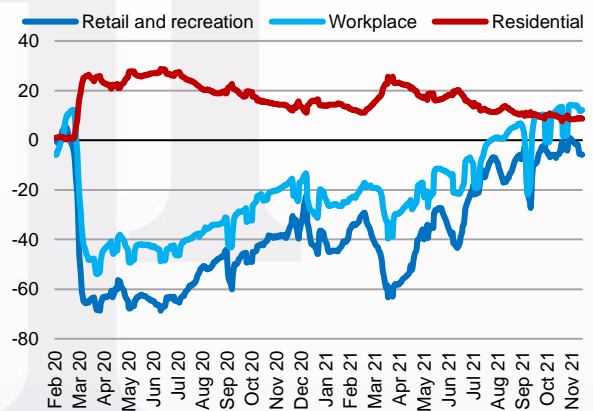
Share of Population per Phase

People, Data through November 29th



Nationwide Mobility

Percent deviation with respect to pre-Covid levels

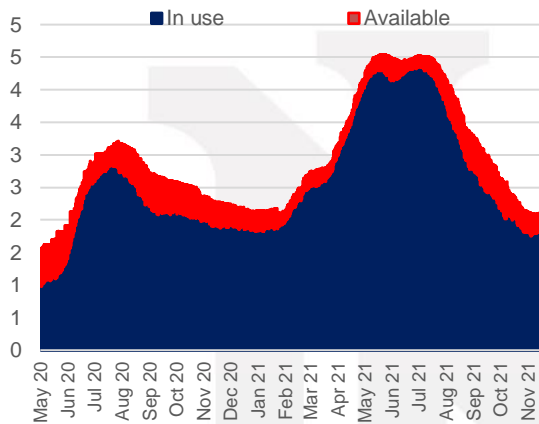


November 29th, 2021

ICU patients have slightly increased, critical bed capacity has moderated.

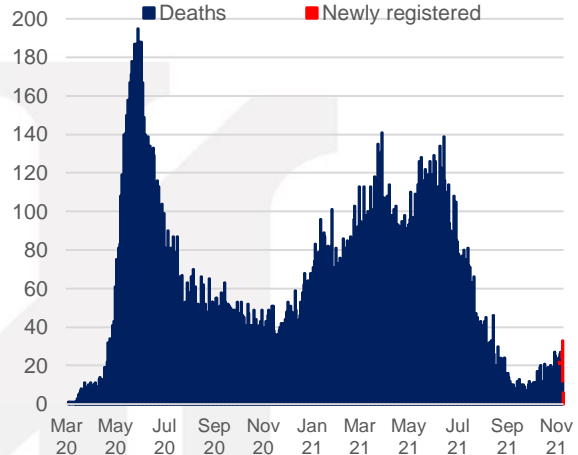
Critical beds

Thousands, Data through November 28th.



COVID-19 related Deaths

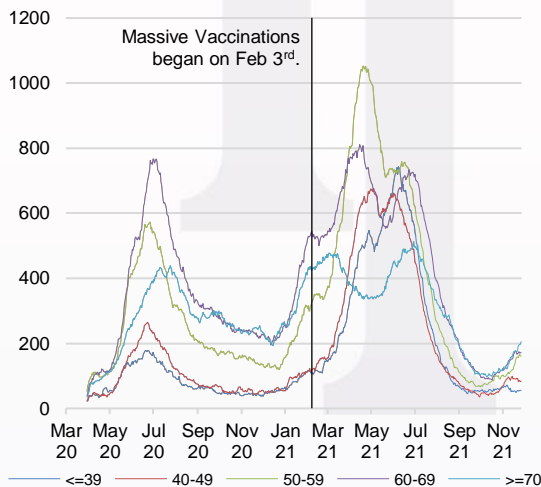
People, Data through November 25th.



ICU patients have slightly increased over the last week in 50+ age groups. The average age of ICU patients has increased.

ICU patients by Age Group in Chile

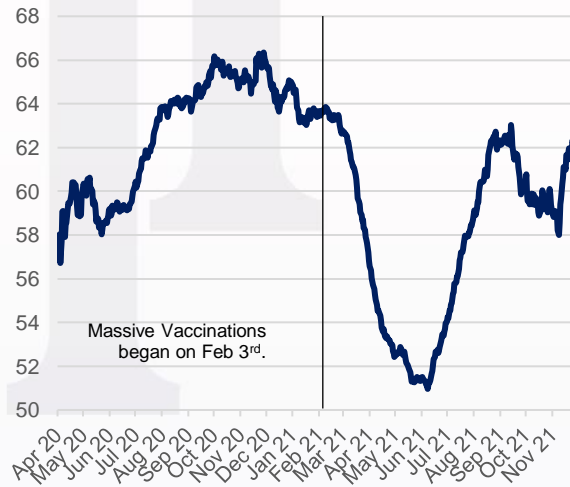
People, Data through November 21st.



Source: Ministry of Health

Average Age of ICU patients in Chile

Age, data through November 21st.



Source: Ministry of Science